



OPENING  
DREAMS

**ELEVATING THE  
EXPERIENCE WITH**

**UPVC Windows & Doors.**

Registered Office  
#10/2, Devinagara, Hebbal Ring Road,  
RMV 2nd Stage, Bangalore - 560094

[Info@cloistermqb.com](mailto:Info@cloistermqb.com)

Corporate & Product Portfolio

[www.cloistermqb.com](http://www.cloistermqb.com)





# CONTENTS

**03**  
The Cloister Promise

**04**  
Your Safe Home with Cloister

**05 - 06**  
Why uPVC?

## Product Details

**09** Inward Opening Window

**10** Inward Opening Door

**11** Outward Opening Window

**12** Outward Opening Door

**15** Fixed & Outward Opening Window

**16** Fixed & Sliding Window

**17** Sliding Screen Window

**18** Sliding Window Profile

**21** Triple Track Sliding Door

**22** Single Track Sliding Window

**23** Inward Opening Screen Window

**24** Outward Opening Screen Window

**27** Outward Opening Window

**28** Inward Opening Window

**29** Sliding Windows & Doors

**31** Casement Windows & Door Profiles

**32** Casement Windows & Doors Profiles

**33** Sliding Windows & Doors

**34** Sliding Windows & Doors  
Sliding Door Profile

**35** Single Track Sliding Window

**36** Screen Window Profiles

**39** Casement Window Profiles

**40** Sliding Window Profiles

**41** uPVC Profiles for Sliding Window/Door

**43** Sliding Windows

**44** Our Product Range

**45** About Cloister

“When we look at **Homes**, we don't just think of designing windows. We work towards the vision of **Opening Dreams** by creating sustainable and hassle-free styles. At Cloister, we offer secure, low-maintenance, and high-performance solutions delivered to you by our expert team with more than a decade long experience.

”



# THE CLOISTER PROMISE



## Cutting-Edge Innovation

We commit ourselves to the opportunities of tomorrow by analysing current market trends and demands with recyclable materials, smart home technology and renewable energy sources. We believe that innovations can reshape the future for superior solutions and sustainably modelled designs that align with our green concepts of energy-efficient consumption.



## Signature Quality

We invest in your dreams of the perfect and peaceful home, and are committed to provide you an unparalleled experience with every installation. With up to 10 years of warranty and our guaranteed support, we ensure you of service par excellence to the satisfaction and expectations that come with the ever-evolving global standards of comfort and fine luxury.



## Durable & Dependable Solutions

At Cloister, we offer you a wide range of high-performance designs that not only enhance the ambience and its aesthetics but also create a pleasing environment with sleek and elegant styles. This allows a room full of light and blocks out all outdoor sounds, so that you can feel at home like never before.

# YOUR SAFE HOME WITH CLOISTER



## Green & Sustainable. Better for your home. Better for the environment.



Our profiles are made of eco-friendly and recyclable materials that are 100% lead-free. We follow rigorous standards in the manufacturing and processing stages that helps in reducing carbon footprint and serve our promise of sustainable solutions that never compromise on quality.

## Enriching Your Home Experience. Optimised for Indian Climatic Conditions.



Our profiles are designed to withstand harsh weather conditions, provide you with multi-beneficial features such as:

- Thermal Insulation
- Rainwater Insulation
- Storm Insulation
- Noise Insulation
- Dust Resistance
- Termites Resistance

Choose The Trusted  
Indian Climate Fenestration.

## Safe & Affordable Designs. Range of styles for your unique purpose.



Discover the Cloister Range of trusted high-performance designs and enter a world full of possibilities. Each product comes with flexible application methods and colour variants modelled in harmony to meet your various needs and preferences.





## WHY UPVC?

A smart home technology that is both affordably-aesthetic and low-maintenance, UPVC is a high-performance, energy-efficient material which is the most sought-after choice for construction and development projects today as it promises better quality than wood, metal, and PVC.

With the rising environmental concerns and health issues concerning pollution levels, UPVC is a globally favoured safe, and friendly option both for you and the planet. Cloister offers you quality eco-friendly profiles that are the perfect fit for Indian homes with standing harsh weather conditions and creating a peaceful environment for you and your family within the comfort of your space.

## OPTIMAL SUPERIOR SOLUTIONS



STRESS-FREE  
SECURITY LOCK



MAINTAINS  
QUALITY STANDARDS



FRIENDLY  
LOW-MAINTENANCE



COMFORTABLE  
CUSTOMIZATION

All with the added advantage of up to **10 years warranty** and our guaranteed support.





COLOURS

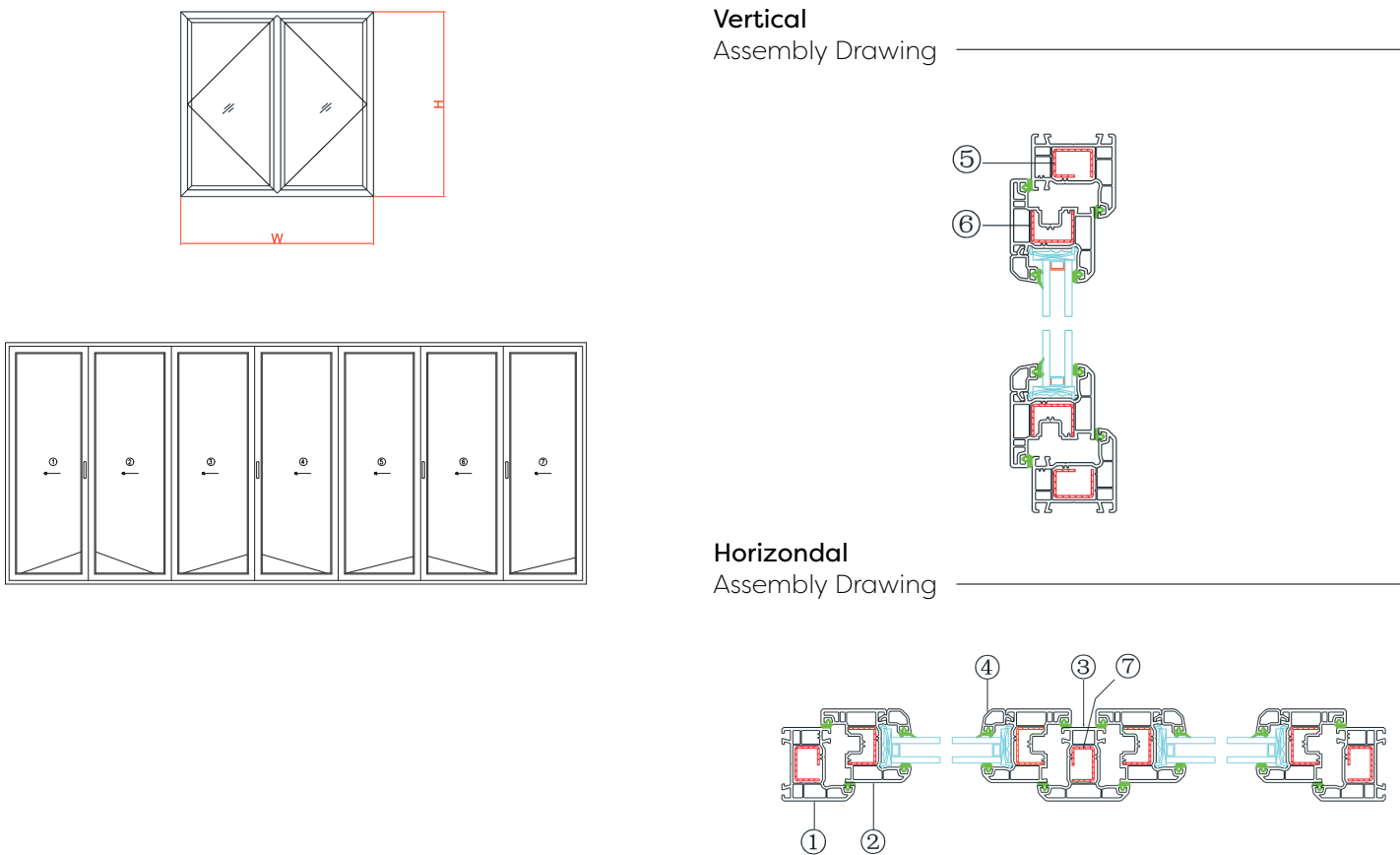
- Dark Oak
- Golden Oak
- Walnut
- Mahogany
- Gray
- Black
- Flemish Gold
- White



INWARD OPENING WINDOW




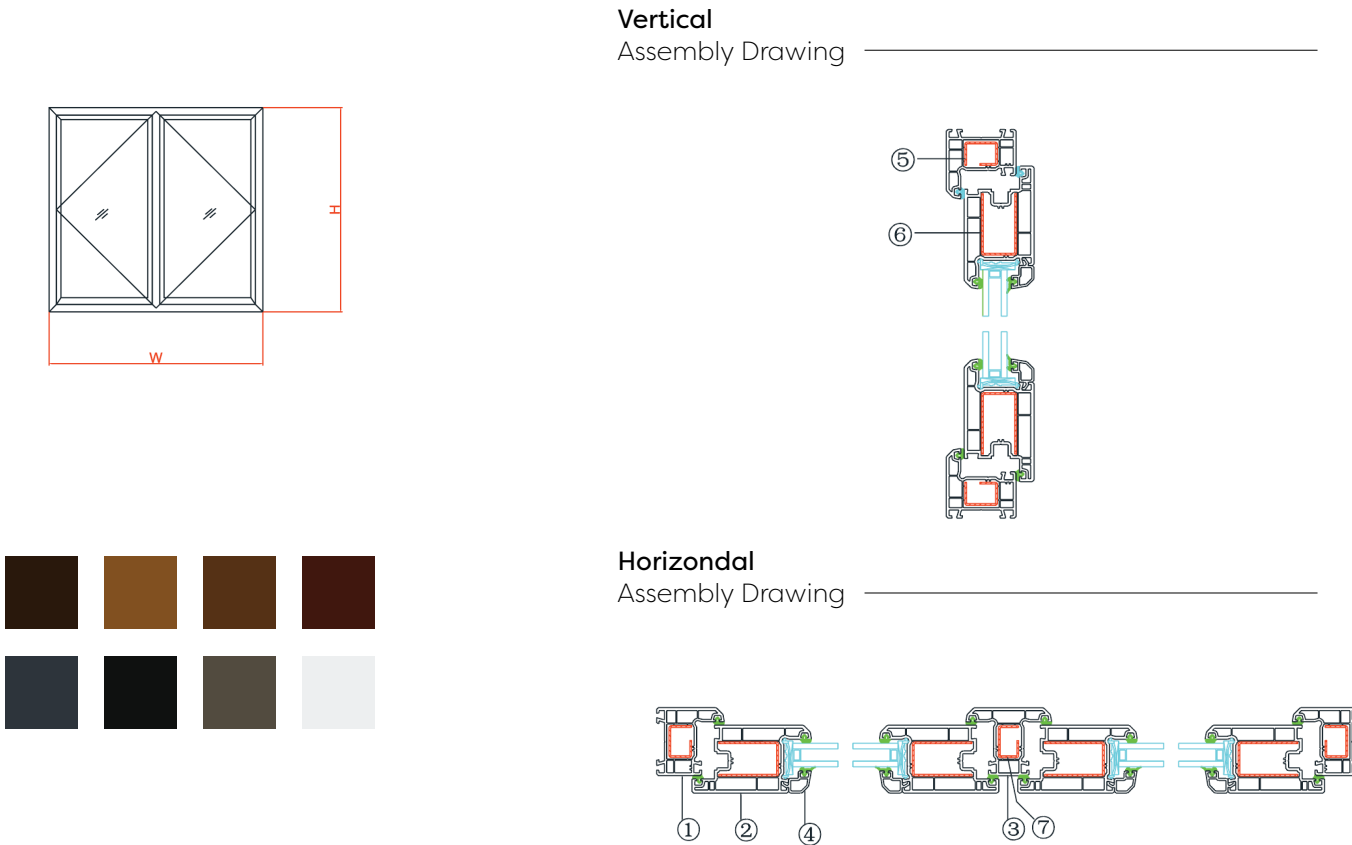
Inward Opening Windows lend your home an effortless touch of sophistication with their easy-to-clean and friendly low-maintenance designs. Enhance your comfort with room for light, ample amount of ventilation, and advanced dust and damage resistance to all kinds of damage like corrosion, fading and warping. With our superior noise insulation and protection against harsh weather conditions, experience comfort with unmatched excellence.



INWARD OPENING DOOR



Inward Opening Doors are designed to offer you maximum ventilation with friendly low-maintenance and ease of cleaning. Secure, affordable and durable, these are resistant to termites, and other weather-inflicted damages, thus overcoming the disadvantages that come with wooden doors and offering you with a variety of safe and reliable options.

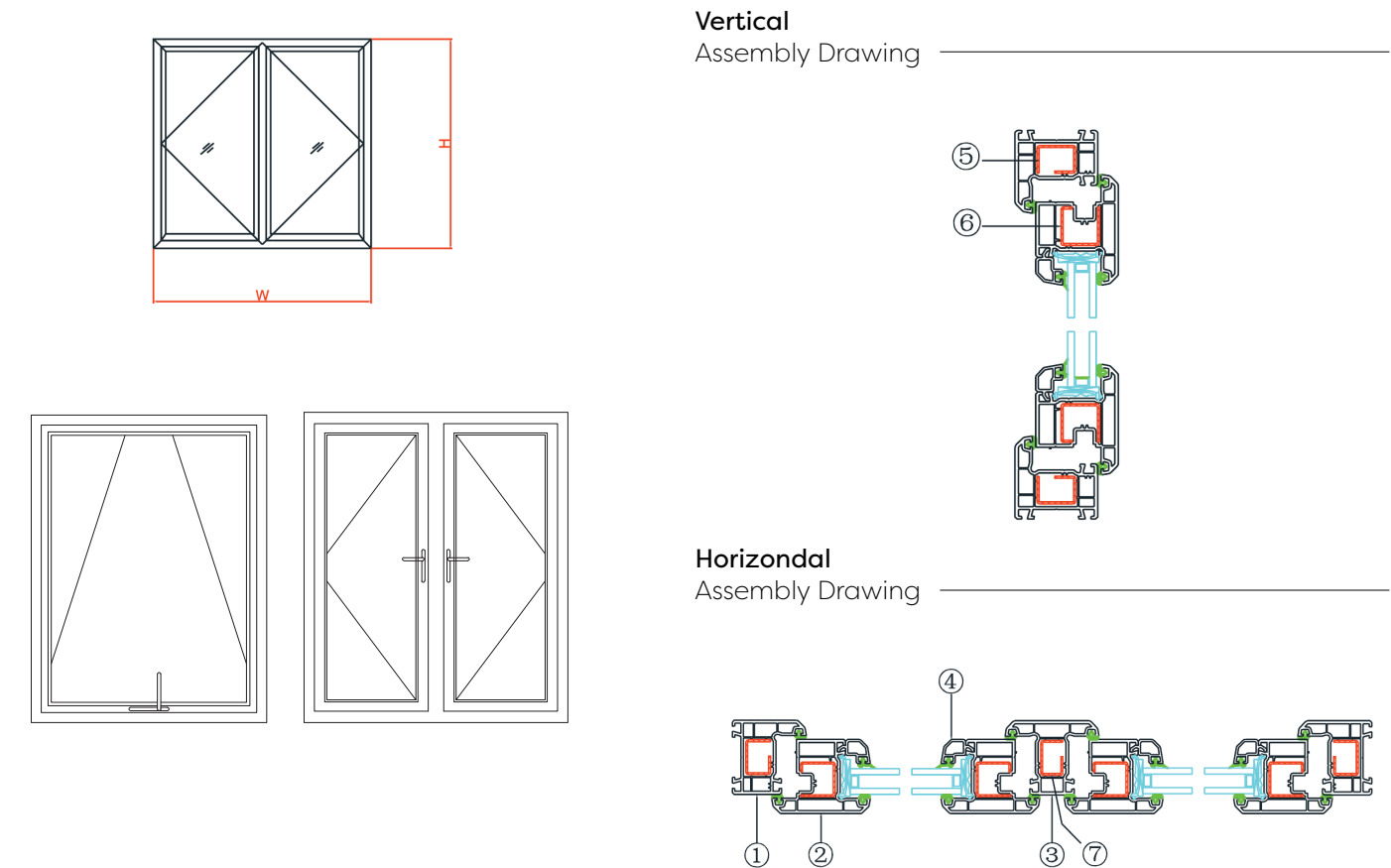




OUTWARD OPENING WINDOW



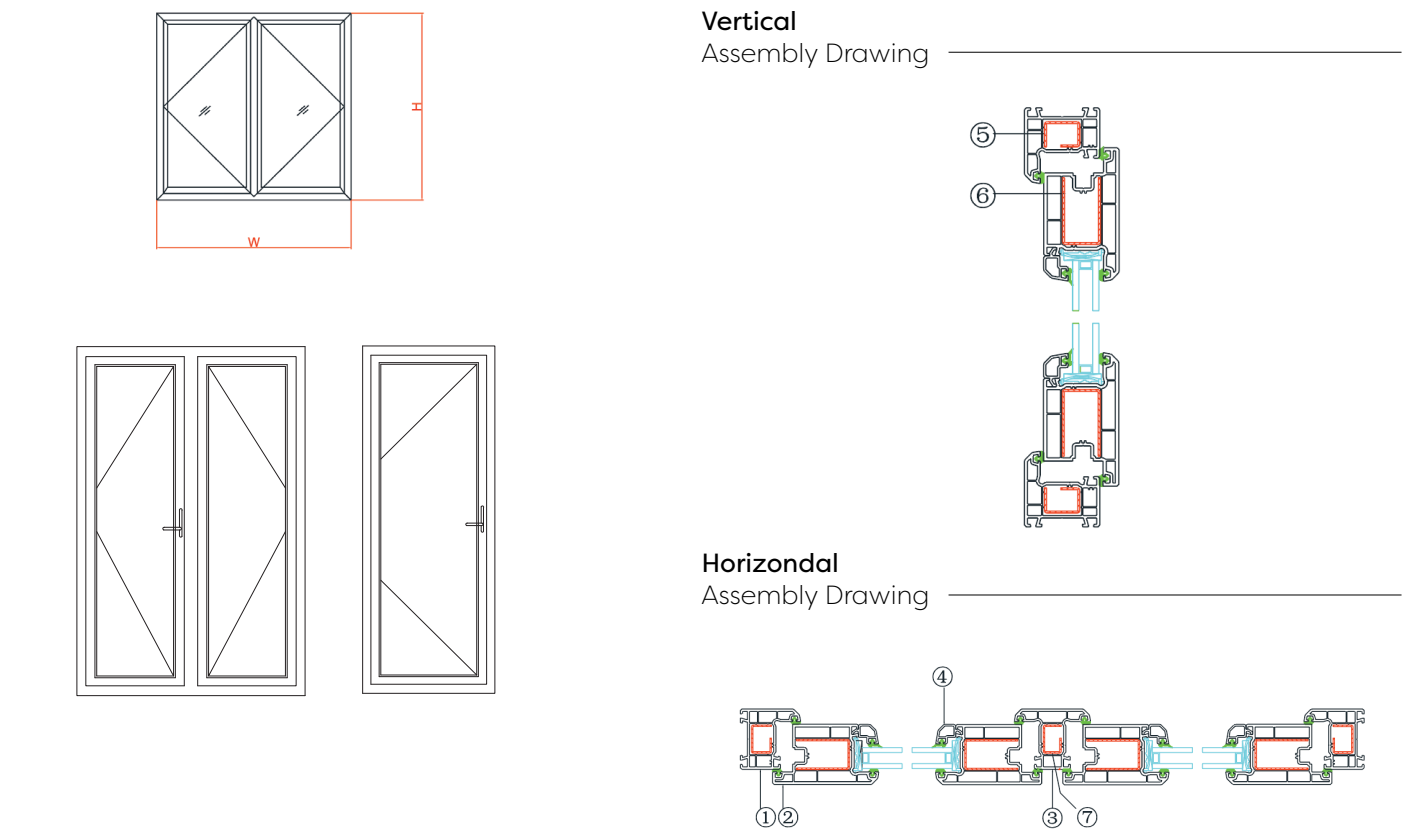
Outward Opening Windows provide you with a wide range of benefits to meet your various needs and preferences. They offer ample amounts of ventilation and are designed keeping in mind great space-saving flexibility along with secure multi-point locking systems. Choose from the Cloister Range for a variety of colour and finish options.



OUTWARD OPENING DOOR



Outward Openings Doors are designed to provide you with multiple benefits that include maximum security equipped with multi-point locking systems that offer added protection and serve as the perfect blend of comfort and fine design. With a wide range of sturdy, eco-friendly, durable and affordable styles and a variety of colour and finish options, choose from the Cloister Range today for your perfect home.





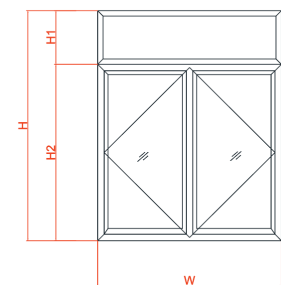




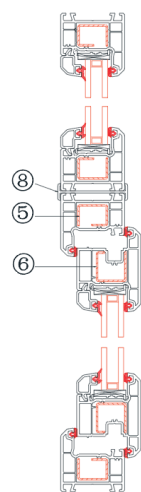
FIXED & OUTWARD OPENING WINDOW



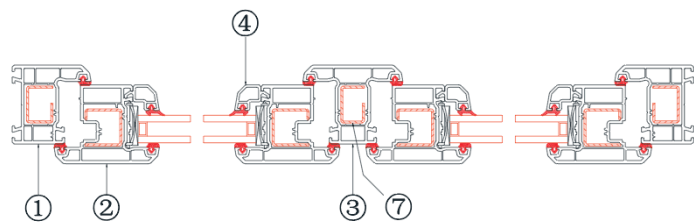
Fixed & Outward Opening windows provide great flexibility in terms of designs, and are also a superior energy efficient option. These come with strong, sturdy frames that offer you seamless luxury, space-saving, and bigger openings for better ventilation with a variety of options crafted to meet your various needs and preferences.



Vertical  
Assembly Drawing



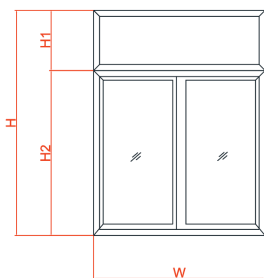
Horizontal  
Assembly Drawing



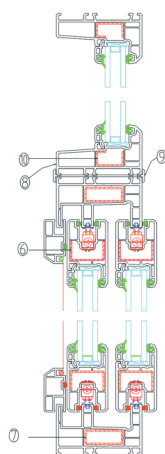
FIXED & SLIDING WINDOW



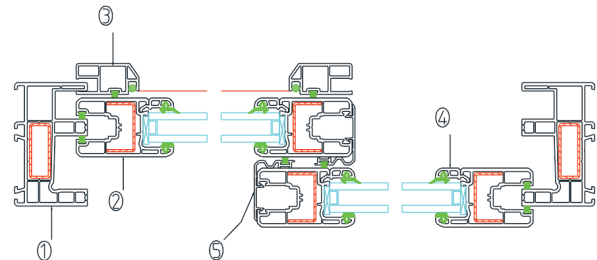
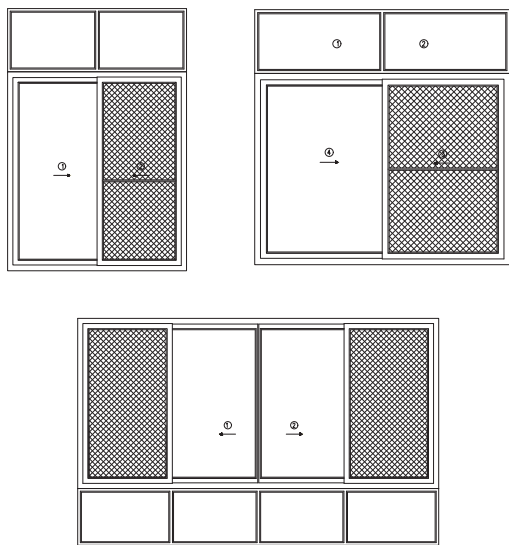
The Fixed & Sliding Window designs is one of the most unique and preferred styles of uPVC windows today. Combining the benefits of sliding and fixed windows, they are also known as Combination Windows and can be customised as per your needs, efficiently satisfying different size requirements and offering enhanced security with better visibility .



Vertical  
Assembly Drawing



Horizontal  
Assembly Drawing



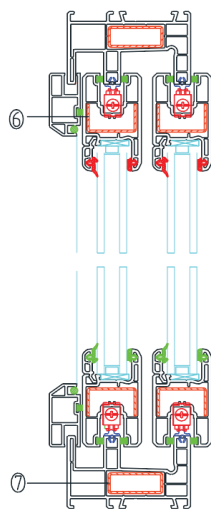
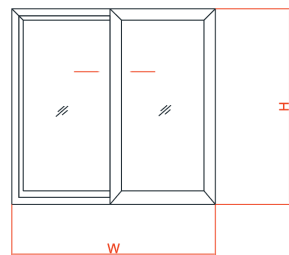


SLIDING SCREEN WINDOW

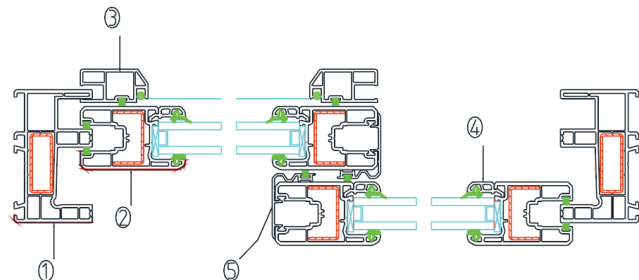
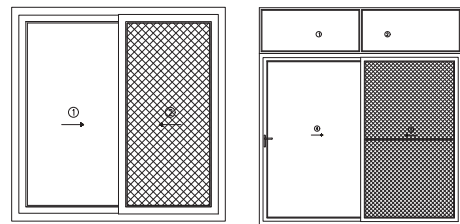


Sliding Screen Windows are equipped with an additional fly mesh that keeps all bugs and mosquito-related infections away. These are affordable, attractive and available in multiple size options, easy to install, easy to use, and easy to maintain an aesthetic appeal without compromising your unique requirements.

Vertical  
Assembly Drawing



Horizontal  
Assembly Drawing

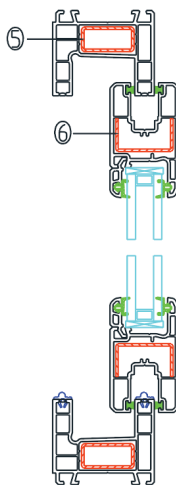
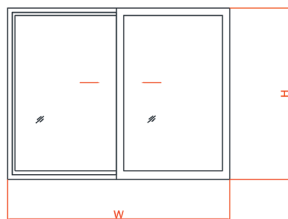


SLIDING WINDOW PROFILE

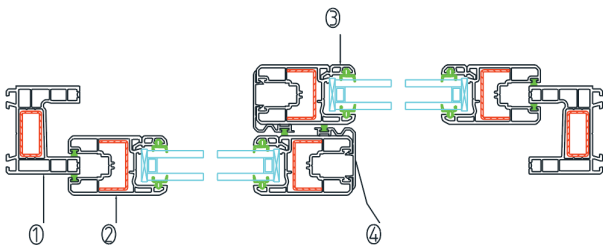
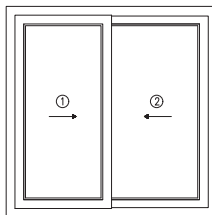


Sliding Window Profiles provide bigger openings, maximum ventilation, variety of designs to blend perfectly to your ambience, and all this with affordable costing and low-maintenance. These offer ease of operation, meaning they are as easy to use and they are to install, and you can plan your budget space-saving with your choice of colour and finish.

Vertical  
Assembly Drawing



Horizontal  
Assembly Drawing







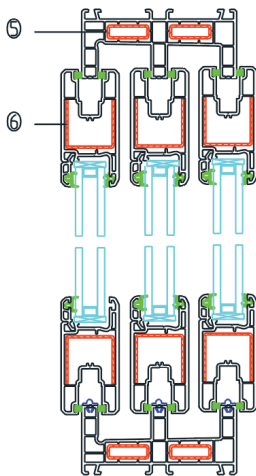
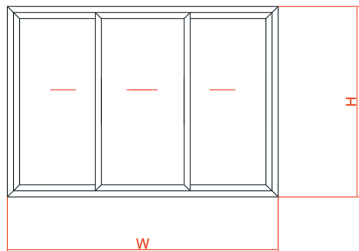


TRIPLE TRACK SLIDING DOOR

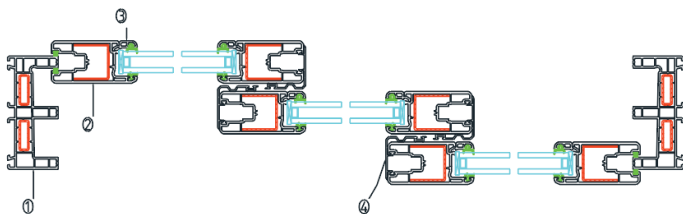
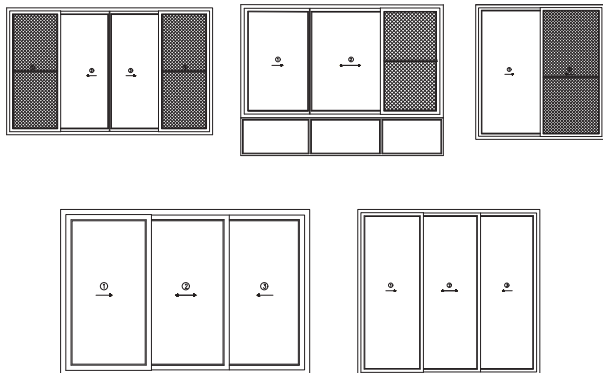


Triple Track Sliding Windows offer a unique combination of fly mesh and size options that do not compromise on openings or aesthetics. Safe to keep all bugs and mosquito-related infections away, and low-maintenance and attractive. Choose from the Cloister Range today and select the size as per your unique requirement.

Vertical  
Assembly Drawing



Horizontal  
Assembly Drawing

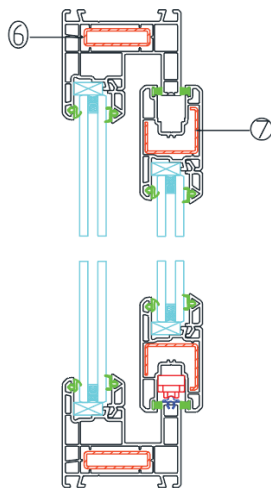
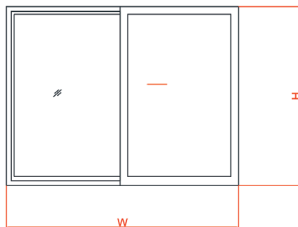


SINGLE TRACK SLIDING WINDOW

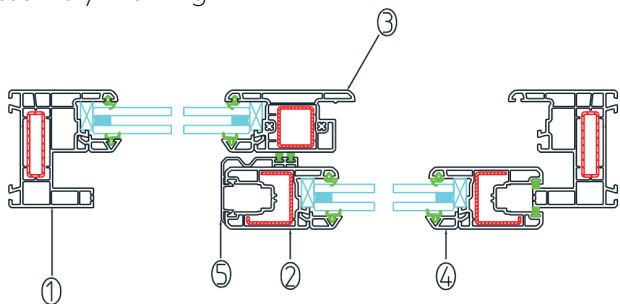


Single Track Sliding Windows provide you with the ease of flexibility of single sliding and fly mesh that keeps all bugs and mosquito-related infections away. These are affordable, secure and low-maintenance, and also come with a variety of colour and finish options so you can maintain an effortless aesthetic appeal for your ambience. Choose from the Cloister Range today and discover unmatched quality and comfort.

Vertical  
Assembly Drawing



Horizontal  
Assembly Drawing



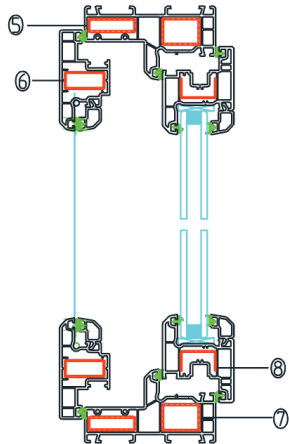
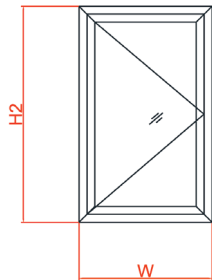


INWARD OPENING SCREEN WINDOW


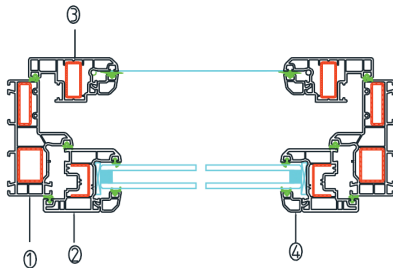


Inward Opening Screen Windows are here to stay. With their intelligent engineering that has both a fly mesh and a grill to keep bugs and other undesired infections at bay, they are bound to accentuate your home décor and provide ample amounts of ventilation, natural light, and give you the best of both worlds: comfort and effortless luxury.

Vertical  
Assembly Drawing



Horizontal  
Assembly Drawing

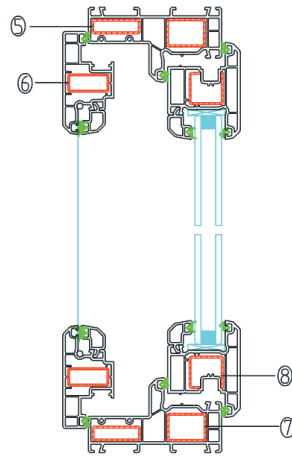
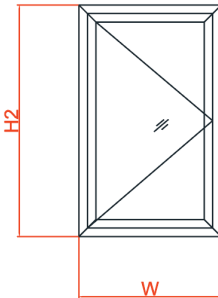


OUTWARD OPENING SCREEN WINDOW


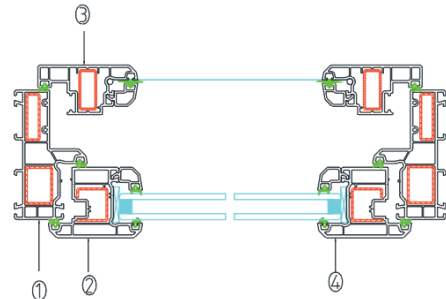


Outward Opening Windows maximise on the space-saving capabilities while also providing you form and function in its unique design which features a fly mesh and a grill to keep bugs and other undesired infections at bay, and at the same time provide you with a variety of colour and finish options to meet your various needs and preferences.

Vertical  
Assembly Drawing



Horizontal  
Assembly Drawing





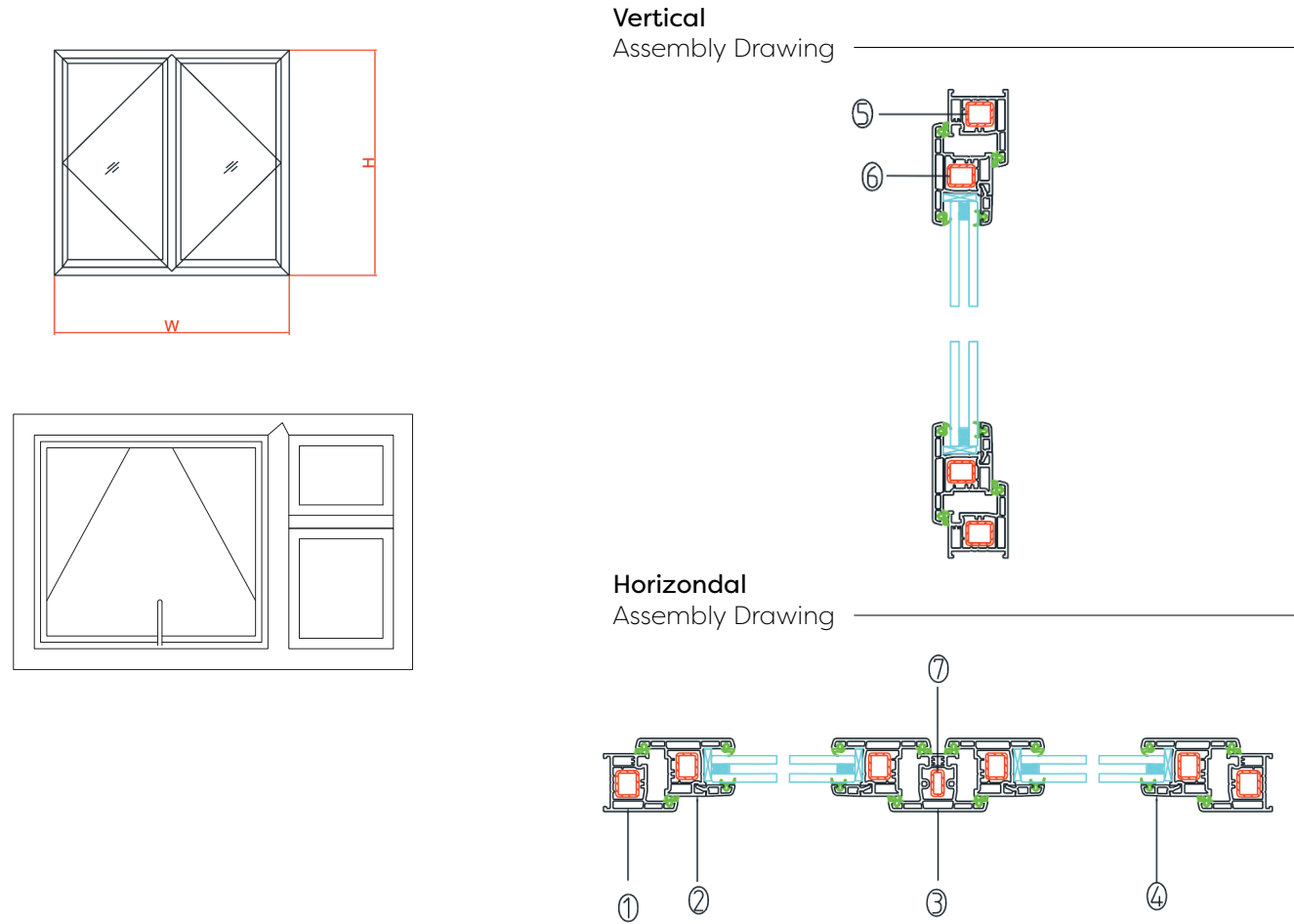




OUTWARD OPENING WINDOW



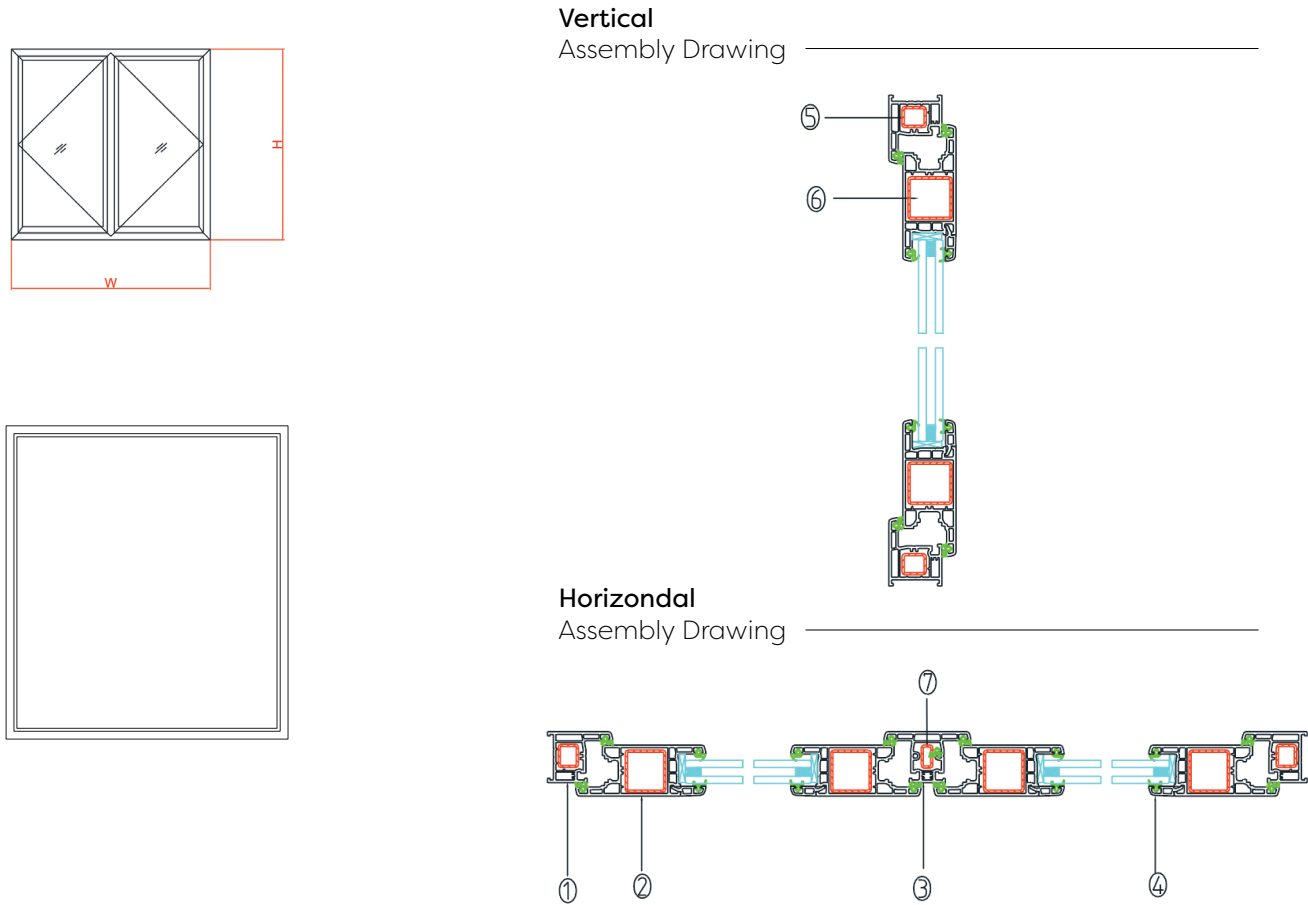
These Outward Opening Windows provide you slim sections with aesthetic appeal, affordability, space-saving and security. These are equipped with trusted multi-point locking systems and offer bigger openings, ample amounts of ventilation and better visibility. These sleek frames come with a variety of colour and finish options that you can select and choose from the Cloister Range today.



INWARD OPENING WINDOW



These Inward Opening Windows offer your slim-sections, ample amounts of ventilation, plenty of room for light, are easy-to-clean and provide excellent resistance to all kinds of damage like corrosion, fading and warping. Enhance your comfort with style, and select low-maintenance designs that meet your unique requirements. Choose from the Cloister Range today.

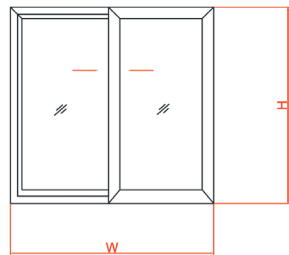




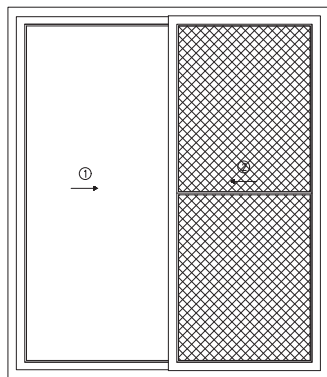
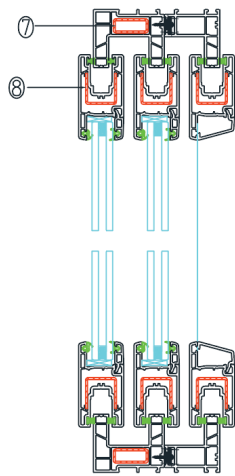
SLIDING WINDOWS & DOORS



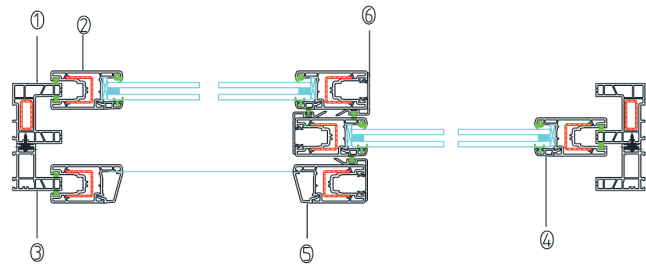
With these Sliding Windows & Doors, you get a wide range of options, from bigger openings to colours and finish, you can decide and select one that blends perfectly to your ambience. From ease of operation to affordability, to space-saving, these come with a wide range of benefits with friendly low-maintenance, and also have the option of an add-on track to offer the benefits of the screen window.



Vertical  
Assembly Drawing



Horizontal  
Assembly Drawing

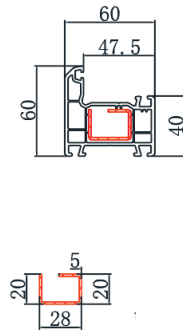




CASEMENT WINDOWS & DOOR PROFILES

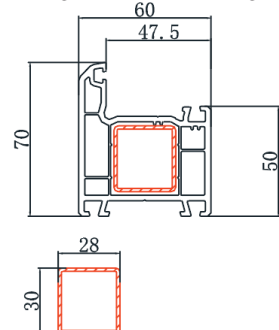
60 Window Frame  
CC60-1

Weight 1.063 kg/m  
Weight (g) 1.113 kg/m



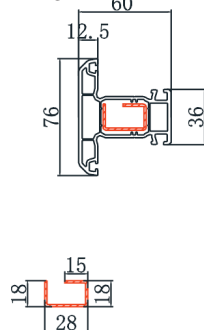
60 Door Frame  
CC60-2

Weight 1.207 kg/m  
Weight (g) 1.257 kg/m



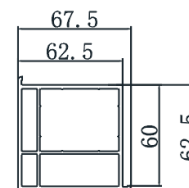
60 Window Mullion  
CC60-3

Weight 1.04 kg/m  
Weight (g) 1.14 kg/m



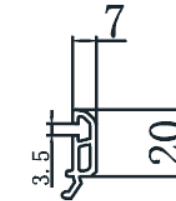
60 Square Post  
CA-5

Weight : 1.2159 kg/m



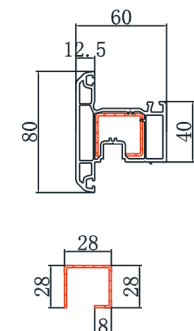
Glazing Bead 7  
CS60-9

Weight : 0.18 kg/m  
Weight (g) 0.23



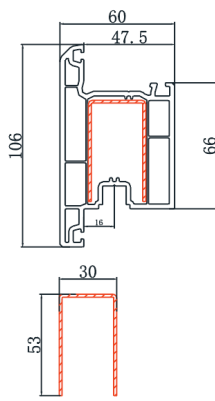
60 Outward Window Sash  
CC60-4

Weight 1.186 kg/m  
Weight (g) 1.286 kg/m



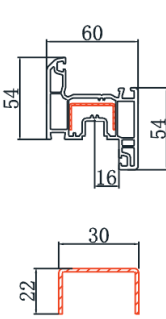
60 Outward Door Sash  
CC60-5

Weight 1.585 kg/m  
Weight (g) 1.685 kg/m



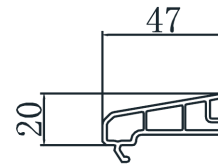
60 Inward Window Sash  
CC60-6

Weight 1.117 kg/m  
Weight (g) 1.217 kg/m



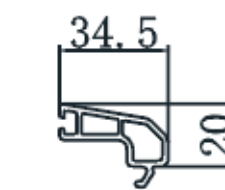
Glazing Bead 47  
CC60-10

Weight : 0.382 kg/m  
Weight (g) 0.432 kg/m



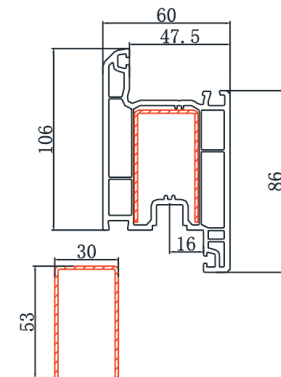
Glazing Bead 34.5  
CC60-11

Weight 0.295 kg/m  
Weight (g) 0.345 kg/m



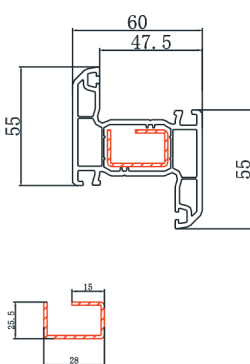
60 Inward Door Sash  
CC60-7

Weight 1.55 kg/m  
Weight (g) 1.65 kg/m



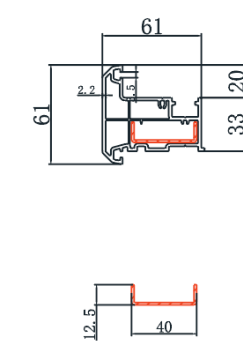
60 Window Mullion  
CC60-8

Weight 1.03 kg/m  
Weight (g) 1.13 kg/m



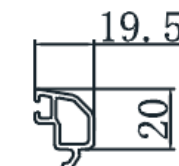
60 Movable Mullion  
CC60-9

Weight : 0.905 kg/m



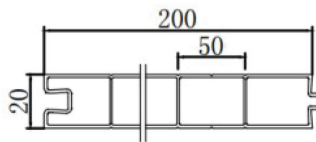
Glazing Bead  
CC60-12

Weight 0.295 kg/m  
Weight (g) 0.26 kg/m



Door Panel  
CC60-13

Weight 1.07 kg/m



CASEMENT WINDOWS & DOORS PROFILES

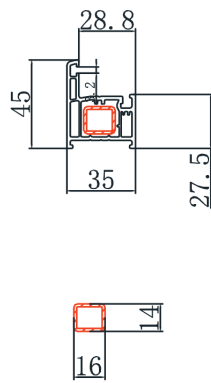




CASEMENT WINDOW PROFILES

35 Window Frame  
CC35-1

Weight : 0.54 kg/m



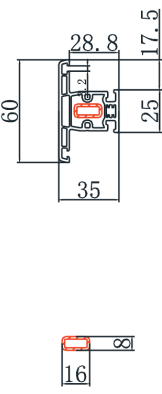
35 Window Frame  
CC35-2

Weight : 0.39 kg/m



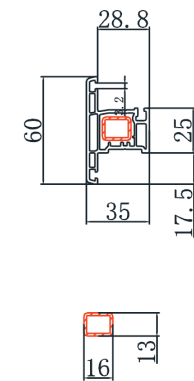
35 Frame Mullion  
CC35-3

Weight : 0.651 kg/m



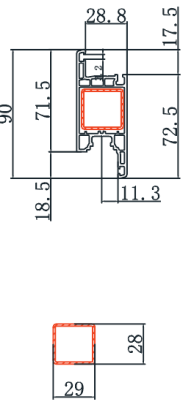
35 Outward Window Sash  
CC35-4

Weight : 0.573 kg/m



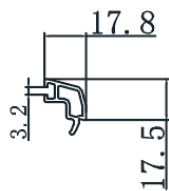
35 Inward Window Sash  
CC35-5

Weight : 0.91 kg/m



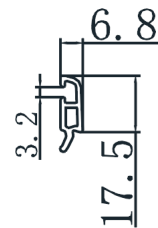
Glazing Bead 17.8mm  
CC35-6

Weight : 0.149 kg/m      Weight (g) : 0.162 kg/m



Glazing Bead 6.8mm  
CC35-7

Weight : 0.11 kg/m      Weight : 0.125 kg/m



Glazing Bead 28.8mm  
CC35-8

Weight : 0.134 kg/m

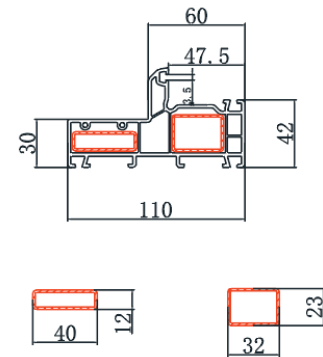


SCREEN WINDOW PROFILES



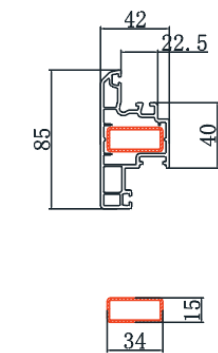
110 Sceen Window Frame  
CC110-1

Weight : 1.401 kg/m



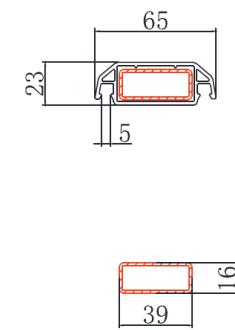
Screen Window Sash  
CC110-2

Weight : 0.96 kg/m



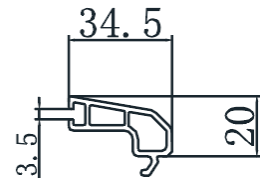
Sash Mullion 110  
Screen Window  
CC110-3

Weight : 0.562 kg/m



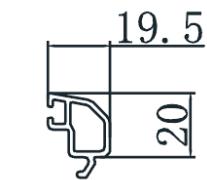
Glazing Bead 34.5  
CC60-11

Weight : 0.295 kg/m      Weight (g) : 0.345 kg/m



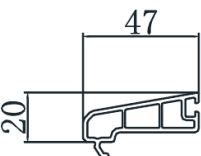
Glazing Bead 19.5mm  
CC60 -12

Weight : 0.21 kg/m      Weight (g) : 0.26 kg/m



Glazing Bead 47  
CC60-10

Weight : 0.382 kg/m      Weight (g) : 0.432 kg/m

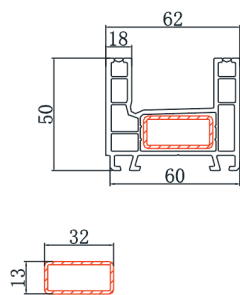




SLIDING WINDOWS & DOORS

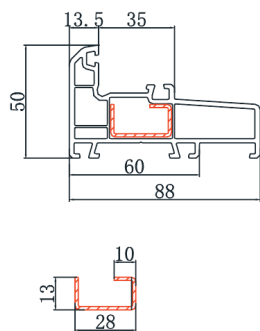
62 Double Track Frame  
CS60-1

Weight : 1.029 kg/m



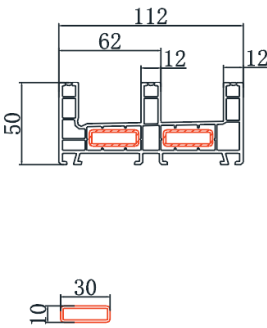
88 Fixed Frame  
CS88-2

Weight : 1.092 kg/m



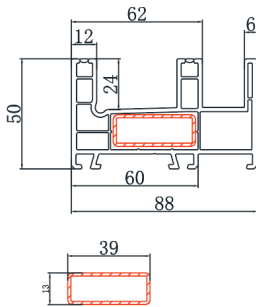
112 Sliding Frame  
CS112-1

Weight : 1.768 kg/m

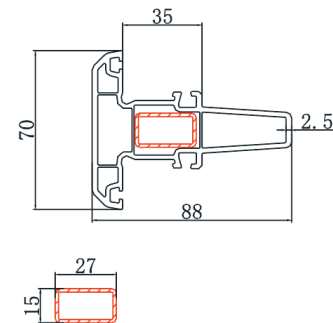


88 Triple Track Frame  
CS88-1

Weight : 1.334 kg/m

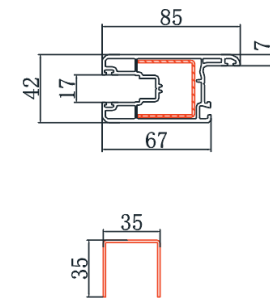


88 Mullion  
CS88-3



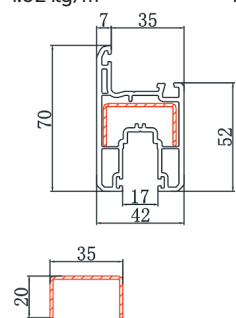
Sliding Door Sash  
CS60-5

Weight 1.197 kg/m      Weight (g) 1.247 kg/m



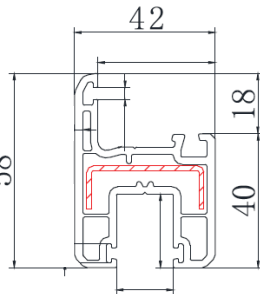
88 Sliding Sash  
CS60-4

Weight 1.02 kg/m      Weight (g) 1.07 kg/m



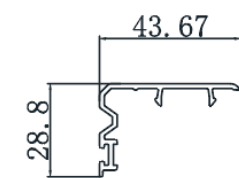
Square Post 60 60  
CS60-4S

Weight : 0.831 kg/m



88 Cover Profile  
CS60-6

Weight : 0.208 kg/m

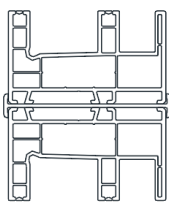


SLIDING WINDOWS



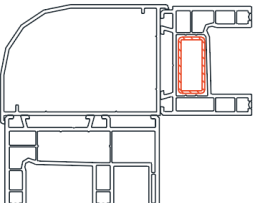
88/88 Bar Cupling  
CA-7

Weight 0.3675 kg/m



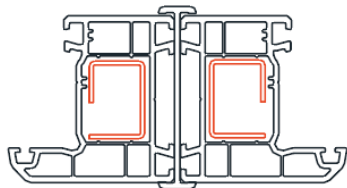
Square Post 60/88  
CA-6

Weight 0.8904 kg/m



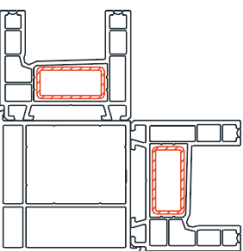
180 Degree Bay Post  
60 Coupling Bar  
CA-3

Weight 0.2877 kg/m



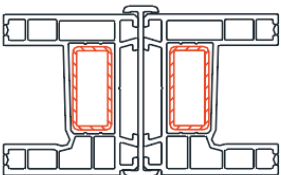
Square Post 60/60  
CA-5

Weight 1.2159 kg/m



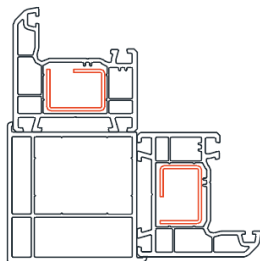
60/60 Bar Cupling  
CA-3

Weight 0.2877 kg/m



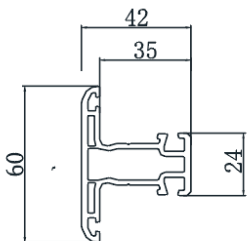
Square Post 60/60  
CA-5

Weight 1.2159 kg/m



88 Sliding Sash Mullion  
CS60-3

Weight 0.70875 kg/m      Weight (g) 0.8088 kg/m



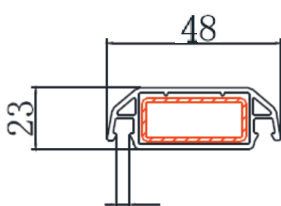
H CUPLING  
CA-2

Weight 0.1071 kg/m



88 Mosquito Sash Mullion  
CS88-5

Weight : 0.43 kg/m









SLIDING WINDOWS & DOORS

Cover Profile  
CS60-7

Weight : 0.234 kg/m

Glazing Bead 22mm  
CS60-8

Weight : 0.2 kg/m  
Weight (g) : 0.25 kg/m

Glazing Bead 7mm  
CS60-9

Weight : 0.18 kg/m  
Weight (g) : 0.23 kg/m

60 Bar  
CA-3

Weight : 0.2877 kg/m

60/88 Square Post  
CA-6

Weight : 0.8904 kg/m

88 Bar  
CA-7

Weight : 0.3675 kg/m

88 Mosquito Sash  
CS88-4

Weight : 0.593 kg/m

Interseal  
CS60-10

Weight : 0.31 kg/m

SLIDING DOOR PROFILES

Double Track Sliding Frame  
CS90-1

Weight : 0.182 kg/m

Decoration Strip  
CS55-3

Weight : 0.179 kg/m

55 Sliding Door Sash 2  
CS55-6

Weight : 0.95 kg/m

55 Interseal  
CS5-9

Weight : 0.285 kg/m

SLIDING WINDOW PROFILES

55 Sliding Frame  
CS55-1

Weight : 0.813 kg/m

Screen Window Frame  
CS55-2

Weight : 0.6 kg/m

55 Sliding Sash  
CS55-4

Weight : 0.74 kg/m

55 Sliding Door Sash 1  
CS55-5

Weight : 0.818 kg/m

55 Cover Profile  
CS55-6

Weight : 0.95 kg/m

Glazing Bead 17.8mm  
CS55-8

Weight : 0.149 kg/m  
Weight (g) : 0.162 kg/m

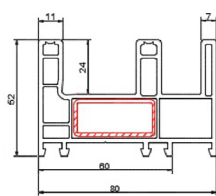


UPVC PROFILES FOR SLIDING WINDOW/DOOR



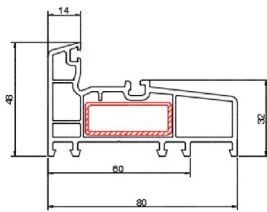
80 Sliding 2.5 Track Frame  
CS80-1

Weight  
1.198 kg/m



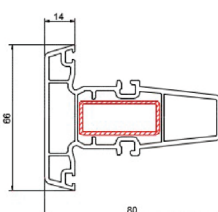
80 Sliding Fixed Frame  
CS80-2

Weight      Weight (g)  
0.895 kg/m    0.935 kg/m



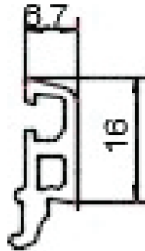
Mullion 80 mm  
CS80-3

Weight      Weight (g)  
1.028 kg/m    1.108 kg/m



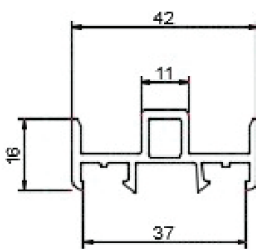
80 Sliding Double Glazing Bead  
CS80-9

Weight      Weight (g)  
0.119 kg/m    0.159 kg/m



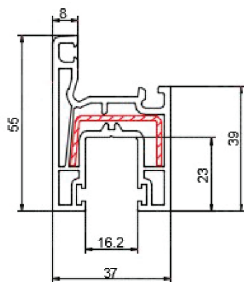
80 Sliding Interseal  
CS80-10

Weight  
0.257 kg/m



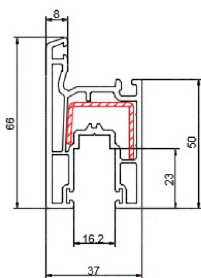
80 Sliding Window Sash  
CS80-4

Weight      Weight (g)  
0.72 kg/m    0.76 kg/m



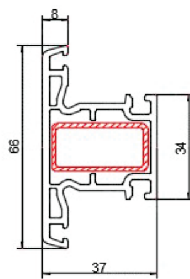
80 Sliding Door Sash  
CS80-5

Weight      Weight (g)  
0.844 kg/m    0.884 kg/m



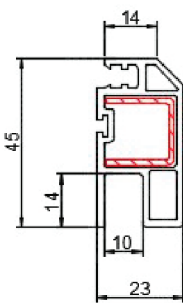
80 Sliding Sash Mullion  
CS80-11

Weight  
0.68 kg/m



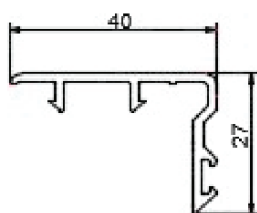
80 Sliding Mosquit Sash  
CS80-12

Weight  
0.46 kg/m



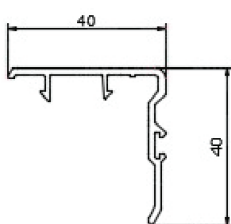
60 Window Frame  
CS80-6

Weight  
0.2 kg/m



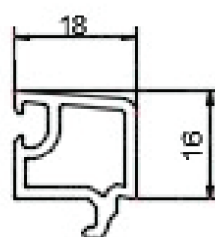
80 Sliding Door Sash Cover  
CS80-7

Weight  
0.24 kg/m



80 Sliding Single Glazing Bead  
CS80-8

Weight      Weight (g)  
0.173 kg/m    0.213 kg/m

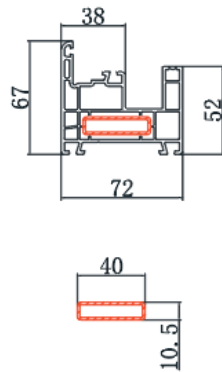




SINGLE TRACK SLIDING WINDOW

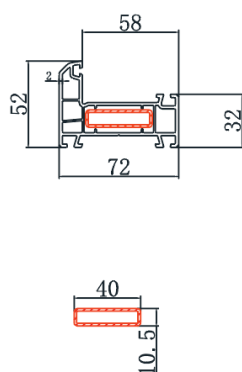
72 Double Track Frame  
CS77-1

Weight : 1.338 kg/m



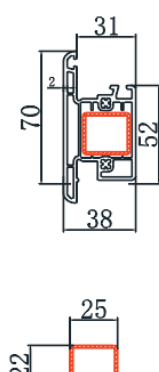
72 Fixed Frame  
CS77-2

Weight : 0.905 kg/m



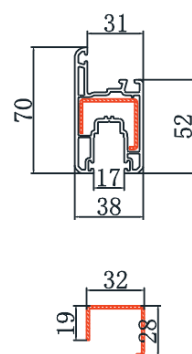
72 Single Track Sliding Mullion  
CS77-3

Weight : 1.05 kg/m



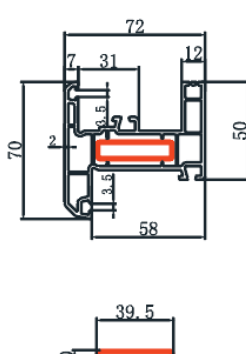
72 Single Track Sliding Sash  
CS77-4

Weight : 0.848 kg/m



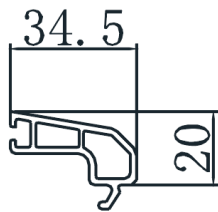
72 Integrative Sliding Frame  
CC60-10

Weight : 0.382 kg/m



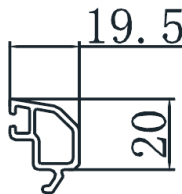
Glazing Bead 34.5mm  
CC60-11

Weight : 0.295 kg/m      Weight (g) 0.345 kg/m




Glazing Bead 19.5mm  
CC60 -12

Weight : 0.21 kg/m      Weight (g) 0.26 kg/m



OUR PRODUCT RANGE







# Cloister

UPVC Windows & Doors.

Opening Dreams of your safe home  
with world-class quality & innovation.

Cloister was established with a sincere vision of creating safe, secure and happy homes without compromising on quality, and providing you the contentment of being in your own space with peace, luxury, and comfort.

With its promise of maintaining a signature quality, delivering cutting-edge innovation, durable and dependable solutions across India, Cloister aims to grow and evolve with your support so that you never limit your dream of the perfect home.

